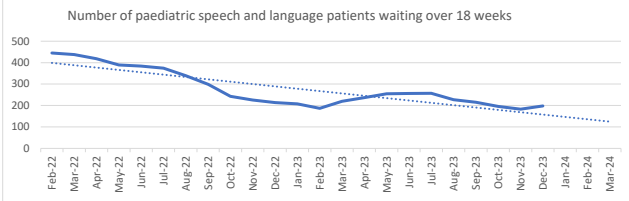


BLACKPOOL HEALTH DATA DASHBOARD - December 2023

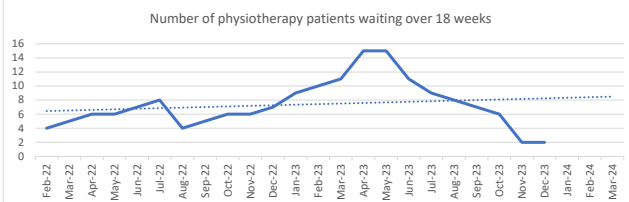
Paediatric Speech and Language Therapy - Blackpool CCG

Average wait: 26 weeks ↓	Longest wait: 69 weeks ↓	>18 week wait 198 ↑	>52 week wait 41 ↑	>78 week wait 0 ↓	Referrals waiting 331 (↑35)
------------------------------------	------------------------------------	-------------------------------	------------------------------	-----------------------------	---------------------------------------



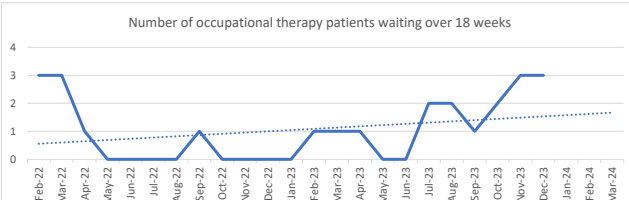
Physiotherapy - Blackpool CCG

Average wait: 10 weeks ↑	Longest wait: 55 weeks ↑	>18 week wait 2 (=)	>52 week wait 1 ↑	>78 week wait 0	Referrals waiting 31 (↓2)
------------------------------------	------------------------------------	-------------------------------	-----------------------------	---------------------------	-------------------------------------



Occupational Therapy - Blackpool CCG

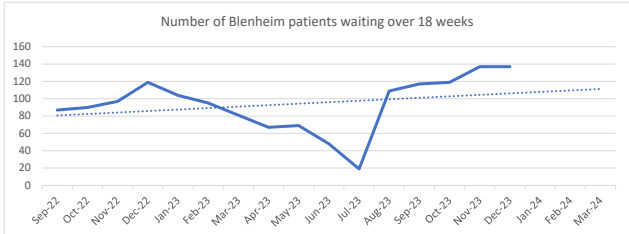
Average wait: 7 weeks ↑	Longest wait: 40 weeks ↑	>18 week wait 3 (=)	>52 week wait 0	>78 week wait 0	Referrals waiting 38 (↑5)
-----------------------------------	------------------------------------	-------------------------------	---------------------------	---------------------------	-------------------------------------



* Referrals waiting are defined as referrals at month end awaiting first contact (any contact from any practitioner or doctor)

Blenheim - Blackpool CCG

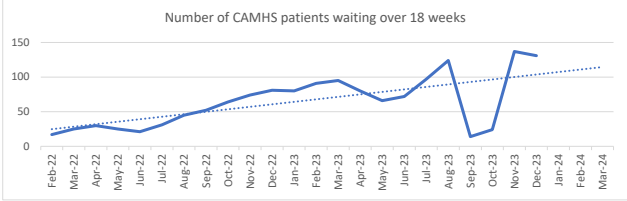
Average wait: 28 weeks ↑	Longest wait: 59 weeks ↑	>18 week wait 137 (=)	>52 week wait 18 ↑	>78 week wait 0	Referrals waiting 204 (↓2)
------------------------------------	------------------------------------	---------------------------------	------------------------------	---------------------------	--------------------------------------



BLACKPOOL HEALTH DATA DASHBOARD - December 2023

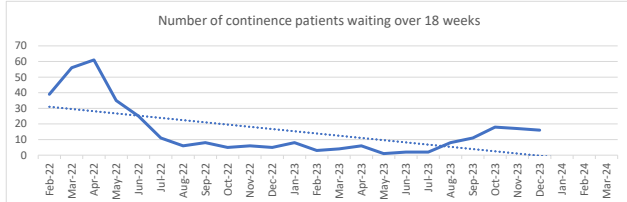
CAMHS - Blackpool CCG

Average wait: 17 weeks ↑	Longest wait: 44 weeks ↑	>18 week wait 131 ↓	>52 week wait 0	>78 week wait 0	Referrals waiting 285 (↓9)
------------------------------------	------------------------------------	-------------------------------	---------------------------	---------------------------	--------------------------------------



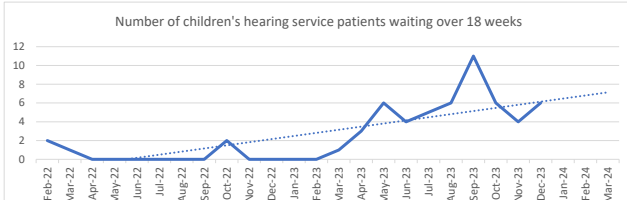
Continence - Blackpool CCG

Average wait: 13 weeks ↓	Longest wait: 45 weeks ↑	>18 week wait 16 ↓	>52 week wait 0	>78 week wait 0	Referrals waiting 70 (↑3)
------------------------------------	------------------------------------	------------------------------	---------------------------	---------------------------	-------------------------------------



Children's hearing service - Blackpool CCG

Average wait: 9 weeks ↑	Longest wait: 39 weeks ↑	>18 week wait 6 ↑	>52 week wait 0	>78 week wait 0	Referrals waiting 73 (↓6)
-----------------------------------	------------------------------------	-----------------------------	---------------------------	---------------------------	-------------------------------------



* Referrals waiting are defined as referrals at month end awaiting first contact (any contact from any practitioner or doctor)

Neurodevelopmental pathway - Blackpool CCG

Average wait: 9 weeks (=)	Longest wait: 23 weeks ↓	>18 week wait 3 ↓	>52 week wait 0	>78 week wait 0	Referrals waiting 49 (↓1)
-------------------------------------	------------------------------------	-----------------------------	---------------------------	---------------------------	-------------------------------------

